



5TH FLOOR



4TH FLOOR



3RD FLOOR





2ND FLOOR




1ST FLOOR


1 BEDROOM


 THE RADIUM
1 BEDROOM, 1.5 BATH
707 SQ FT


 THE HATZIC
1 BEDROOM + DEN, 1.5 BATH
989 SQ FT


2 BEDROOM


 THE CULTUS
2 BEDROOM, 1.5 BATH
840 SQ FT

 THE HARRISON
2 BEDROOM, 2 BATH
1,115 SQ FT

 THE LINDEMAN
2 BEDROOM, 2 BATH
1,132 SQ FT

 THE ALOUETTE
2 BEDROOM, 2 BATH
1,150 SQ FT

 THE SILVERMERE
2 BEDROOM, 2 BATH
1,208 SQ FT

 THE FLORENCE
2 BEDROOM + DEN, 2 BATH
1,272 SQ FT



KEY PLAN